

Parasce

TYLÖ **PANACEA**




the myth

Panacea, the mythological Greek goddess of universal remedy, has laid the foundation for our steam bath. According to the legend Panacea possessed a medicine known to cure every illness on earth. With Panacea, Tylö has reinterpreted classical elements, forging a new steam bath experience. Enter the world of Panacea and re-emerge a changed person.

the design

Manifesting itself through carefully appointed materials and restrained design, Panacea gives a strong and exclusive impression. Our goal has been to create a highly flexible steam bath where versatility and bespoke solutions rule, where design flows unrestrained. Panacea is designed to integrate well into private homes as well as commercial settings.





the therapy

The Panacea steam bath is the epitome of soothing properties for body and soul alike, providing relaxing stimuli through light and sound therapies. Through different temperature settings, humidity levels and etheric oils, Panacea mimics ancient and natural treatments, drawing inspiration from Roman caldarium and Balinese steam baths, to name a few.



scent aromatherapy

Aromatherapy is a treatment using aromatic, essential plant oils, for psychological and physical wellbeing. It constitutes a treatment that for centuries has been practiced in many cultures. The scents induce pleasant emotional and physiological reactions adding to the life-transforming and mindful experience that is Panacea.



sight chromotherapy

For an embracing sense of wellbeing, chromotherapy is a tradition originating in ancient Egyptian times. With Panacea steam bath from Tylö, we have refined its restorative properties by incorporating rays of light through the satin like and opaque interior. Personalized settings add to the tranquil emotions evoked by Panacea.



hearing sound therapy

Imagine the restful sounds of a rain forest, or the soothing, mysterious auditory sensation of deep-sea creatures communicating. Imagine letting your body and soul being embraced by pervasive steam and the relaxing sounds of nature. With Panacea sound therapy, a relaxed state dawns upon a busy mind.

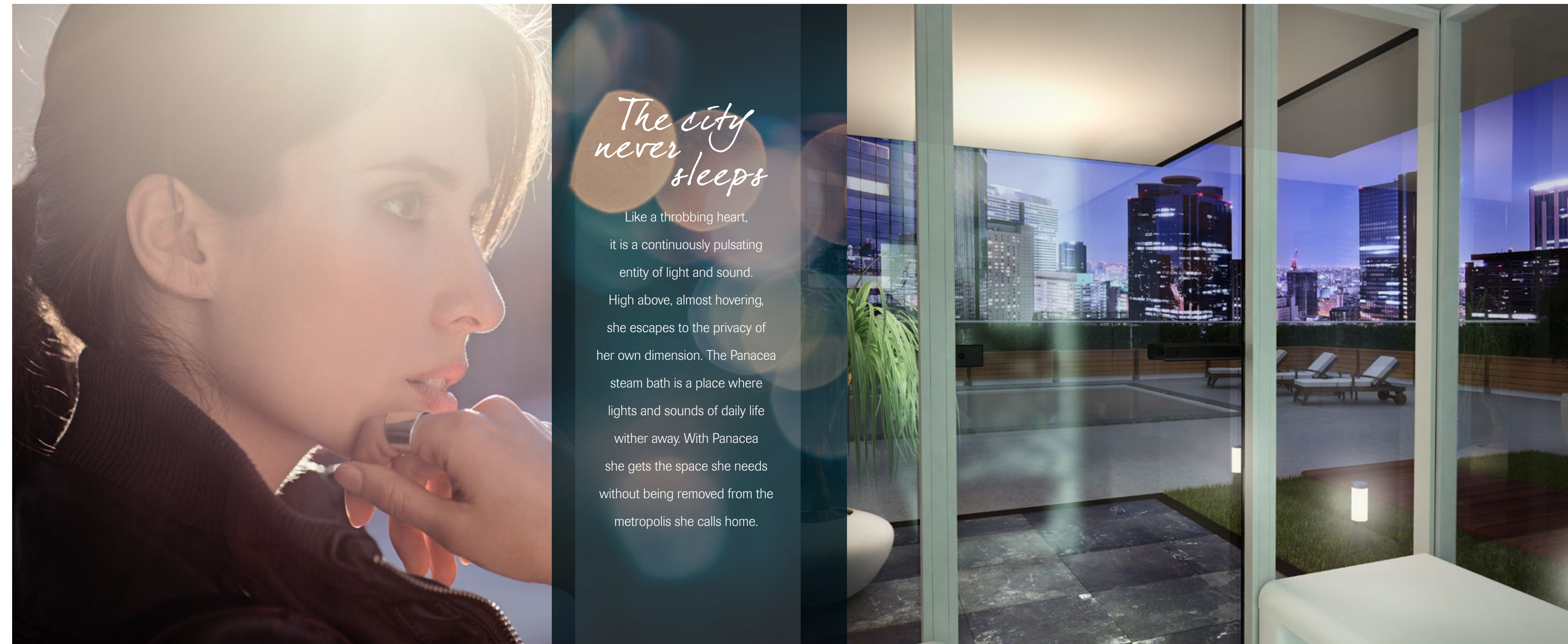


Step into Panacea

and arrive at another dimension
– a place where exquisite
materials and sensual, soothing
experiences carry you through
a pleasant metamorphosis.
Leave the realm of Panacea
as a new and transformed
human being.

the suite and spa

Introducing Panacea to a commercial setting such as a hotel suite adds value to the guest's experience and constitutes a desirable quality to the high-end hospitality sector. The steam bath is part of a comprehensive concept with possibilities to add bespoke furniture and accessories. Thanks to its modular construction, the Panacea is ready to be used almost immediately.



*The city
never
sleeps*

Like a throbbing heart,
it is a continuously pulsating
entity of light and sound.
High above, almost hovering,
she escapes to the privacy of
her own dimension. The Panacea
steam bath is a place where
lights and sounds of daily life
wither away. With Panacea
she gets the space she needs
without being removed from the
metropolis she calls home.



*By re-
interpreting*

classic elements and ancient
holistic principles, we have
created a truly ground breaking
design narrative, making
Panacea the ultimate steam bath
experience, providing rest and
relaxation for body and soul alike.

the premium home

The luxurious feel and healing qualities of the Panacea steam bath bring therapeutic and relaxing treatments to your home. Relax and unwind in a luxurious environment, engineered for those that settle for nothing but the best. The Panacea steam bath draws its inspiration from a wide spectrum of ancient therapeutic therapies, inspired by light, water and sound.



*It is
when
everything*

around him slows down and
stops jostling for attention,

that he can finally gaze into nature
surrounding him, letting everything
fall into place. Panacea is his own

secluded space where thoughts and
ideas roam freely before decisions
are brought to maturity.



*In
my
Panacea*

Steam room, I let myself go.

I surround myself with the
sensations, sounds and light

of my choice and allow the
impressions of the world outside

to languish. When I re-emerge,
I do so as a transformed person.

the material

Thanks to its extremely flexible and multifaceted properties, Corian® is every architect's preferred material. When creating Panacea, we used Corian® for interior features such as benches. Its marble like finish as well as the opaque properties of the tinted glass walls, allow for optimal conditions for pleasant mood light, giving a nearly boundaryless ambience.



the details

With its bespoke appearance, uncompromising solutions and use of materials, the Panacea steam room is surprisingly simple to assemble and install. The design is meticulously engineered and delivered in finished modules, ready to be erected into a complete steam bath. The Panacea steam bath from Tylö is ready to use within hours, rather than days.



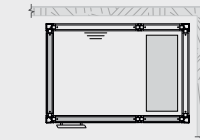
Panacea

SIZE: Seven standard layouts

MATERIALS: Corian® benches, tinted glass walls and a frame of black plexi glass.

ADDITIONAL INFORMATION:

The Panacea steam bath features a shifting light and colour therapy called chromotherapy. To create a full therapeutic experience for all senses, Tylö offers the possibility to complement the light therapy with a range of products that are suitable for sound therapy and aromatherapy.



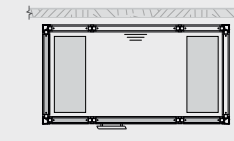
PANACEA STEAM 1309

SIZE: 1330 x 930






PANACEA STEAM 1717

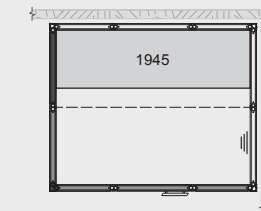
SIZE: 1700 x 1700



PANACEA STEAM 1709

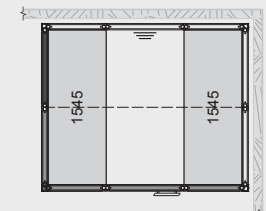
SIZE: 1730 x 930

-  Glass smoke coloured
-  Glass black/green
-  Steam section with decorative lighting



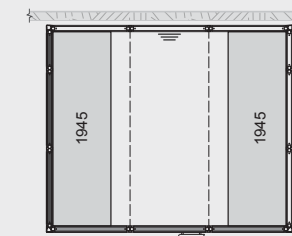
PANACEA STEAM 2117

SIZE: 2100 x 1700



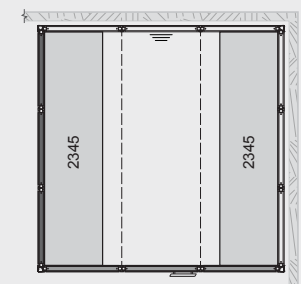
PANACEA STEAM 2117

SIZE: 2100 x 1700



PANACEA STEAM 2521

SIZE: 2500 x 2100



PANACEA STEAM 2525

SIZE: 2500 x 2500

